



# 2018 GENERAL ASSEMBLY DEMOGRAPHICS

## SENATE

**38 MEMBERS**

4-Year Term

Half Elected Every 2 Years

## HOUSE

**100 MEMBERS**


2-Year Term


All Elected Every 2 Years

## ALL MEMBERS

NO.	PERCENT		NO.	PERCENT
Must Be Kentucky Resident Preceding Election For At Least 6 Years And In District For 1 Year		 <b>PARTY</b>	Must Be Kentucky Resident Preceding Election For At Least 2 Years And In District For 1 Year	
<b>27</b>	<b>71.1</b>		<b>64</b>	<b>64.0</b>
<b>11</b>	<b>28.9</b>		<b>36</b>	<b>36.0</b>
		<b>Republican</b> <b>Democratic</b>		

NO.	PERCENT	NO.	PERCENT	NO.	PERCENT	
		 <b>GENDER</b>				
34	89.5		115	83.3	81	81.0
4	10.5		23	16.7	19	19.0
		<b>Male</b> <b>Female</b>				

NO.	PERCENT	NO.	PERCENT	NO.	PERCENT	
Must Be At Least 30 Years Old		 <b>AGE</b>	Must Be At Least 24 Years Old			
			21-29	0.0	0.0	0.0
3	7.9		14	10.1	11	11.0
8	21.1		27	19.6	19	19.0
7	18.4		39	28.3	32	32.0
20	52.6	58	42.0	38	38.0	
		<b>30-39</b> <b>40-49</b> <b>50-59</b> <b>60 And Over</b>				

	NO.	PERCENT		NO.	PERCENT	
		 <b>OCCUPATION</b>				
Private Business	32		23.2	Other:	9	6.3
Attorney	27		19.6	Banking	2	1.4
Retired	20		14.5	Communications/Consultant	2	1.4
Farmer/Agriculture	10		7.2	Pastor	2	1.4
Self-Employed	9		6.5	Pilot	2	1.4
Education	8		5.8	Funeral Director	1	0.7
Insurance	6		4.3			
Realtor	6		4.3	Unknown/Unreported	7	5.1
Medical	4		2.9			



# COMMONWEALTH OF KENTUCKY 2018 GENERAL ASSEMBLY LEGISLATIVE DISTRICTS

SENATE  
DISTRICTS

COUNTY

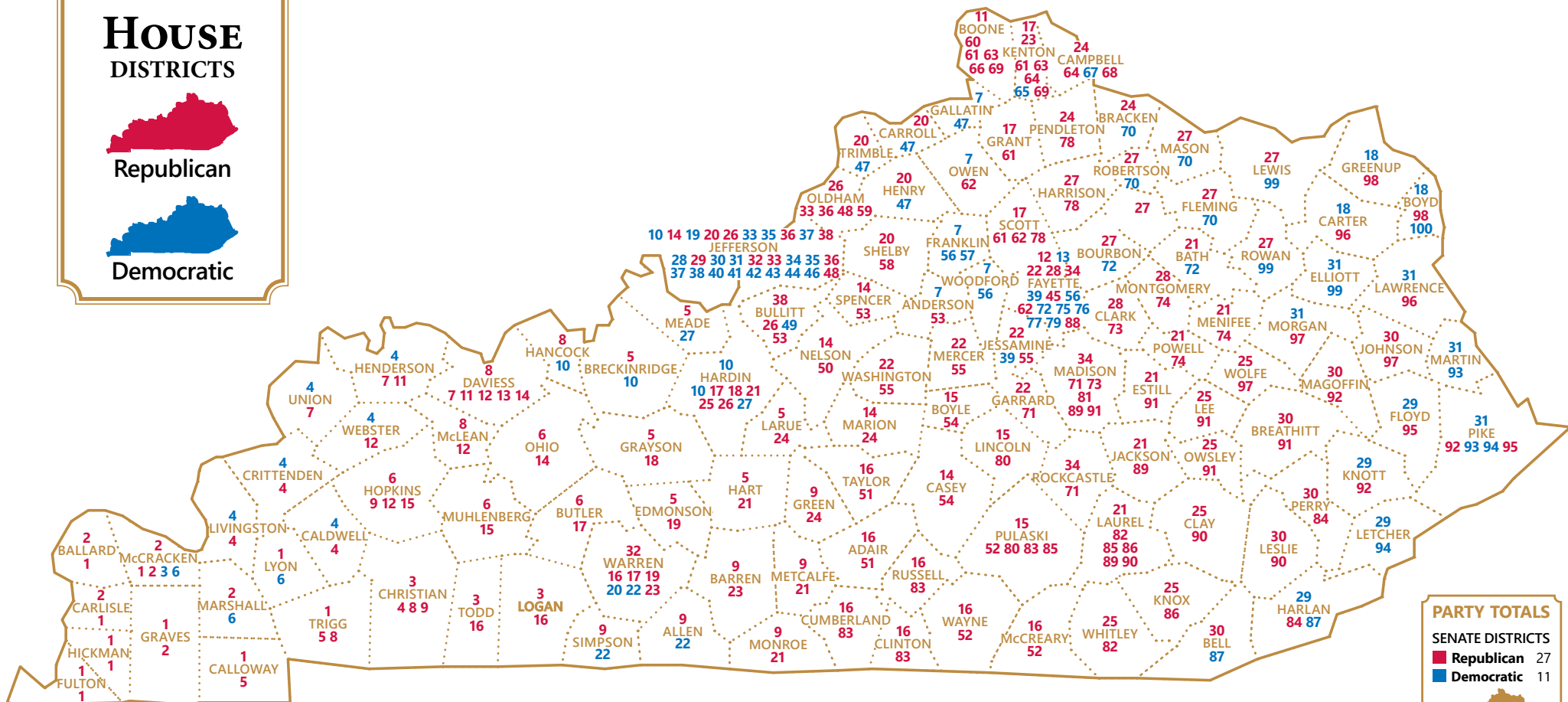
HOUSE  
DISTRICTS



Republican



Democratic



**PARTY TOTALS**

SENATE DISTRICTS	Republican	27
	Democratic	11
HOUSE DISTRICTS	Republican	64
	Democratic	36

Updated on 3/6/18